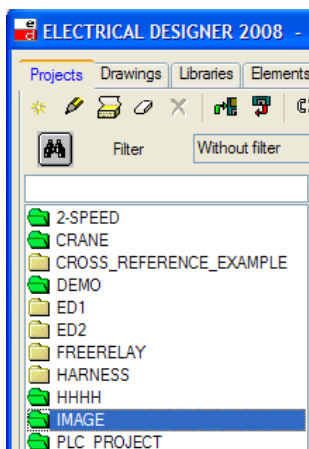


Deleting a Project Without Backing Up

All Electrical Designer Users

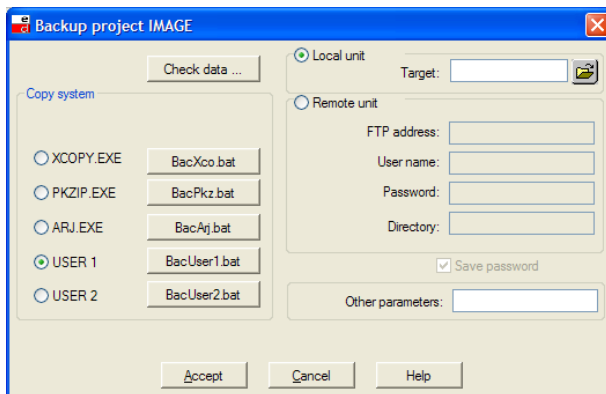
Electrical *Designer* tries to force the user to backup their old projects when trying to delete it from the Electrical *Designer* Project Browser. It obviously does this to try and avoid the possibility of a user inadvertently removing a project. However there are occasions that you might want to by-pass the backup process. An example of this is when you have a temporary project that you no longer want.

In the Project Browser, highlight the project you wish to remove



Select the command  *Delete Project*


Select *Accept*

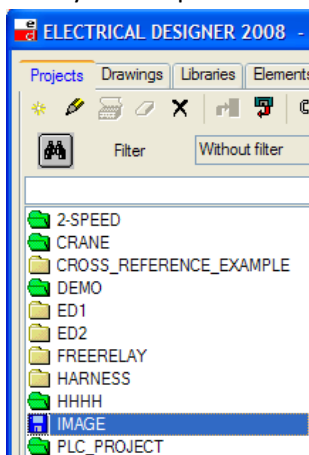


Select *User 1* assuming that you have not added your own compression utility to this option.

Select *Accept*

Press any key to continue

The project directory will be deleted but the project will be still listed in the Project Browser. Note the  floppy disk symbol represents that the project is in backup.



Select the command  *Remove Project*

Select *Accept*

Select *Yes* and the project will be completely removed from the browser.