


# elecworks™ Tips & Tricks

## Auto-connect Origin / Destination Arrows

You can auto-connect wires that have the same equipotential wire number defined. Alternatively, you can define an origin and destination link and then assign the wire numbers.

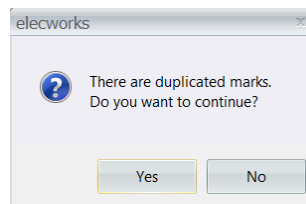
This white paper explains how you can auto-connect wires with the same wire number. This function makes it easier for standard circuits to be saved with wire numbers so that the user can simply auto-connect once the groups of circuits have been placed.

Draw a circuit similar to the following:

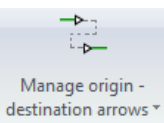


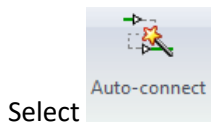
You can right click over a wire and select  **Edit wire mark...** to force the wire mark

When placing the second duplicated wire mark, you will be prompted with an error message

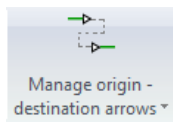



Select 

Select  Manage origin - destination arrows ▾



Origin and destination arrows will automatically placed in the entire project



You can also select  for more options

