


# Update Drawing Properties - Settings List Utility

## AutoCAD Electrical

When a client requests a slight change to the title border information, or when you have made a spelling mistake, changing several or indeed several hundred drawings title border information can be a time-consuming process. However, in AutoCAD® Electrical this does not need to be done one by one and the information of the drawing record cards can be edited globally in AutoCAD® Electrical.

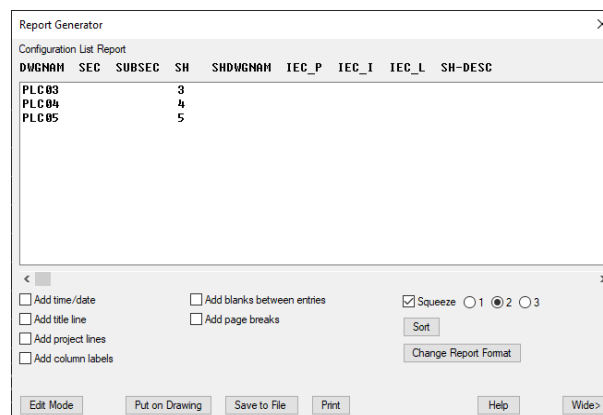
There are numerous ways of achieving this:

1. *Project Manager* > *Right click* on the drawing > *Properties* > *Drawing Properties*
2. *Import/Export Data* ribbon tab > *Export* panel > *Export to spreadsheet* > [Drawing Settings](#)
3. *Project* ribbon tab > *Other Tools* panel >  > *Settings List Utility*


The last 2 methods are particularly useful if you are making multiple changes to several drawings.

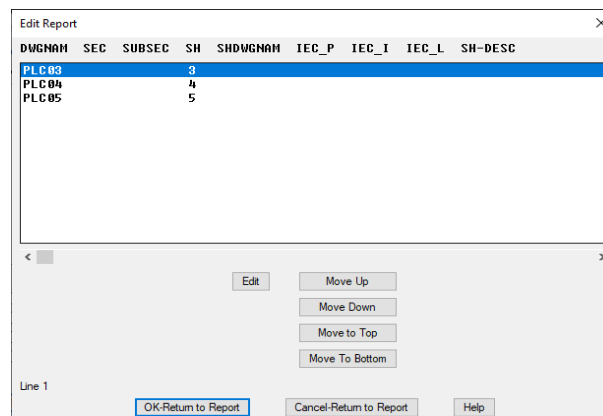
Select *Project* ribbon tab > *Other Tools* panel >  >  *Settings List Utility*

Your current activated project drawings are listed along with the drawing properties:



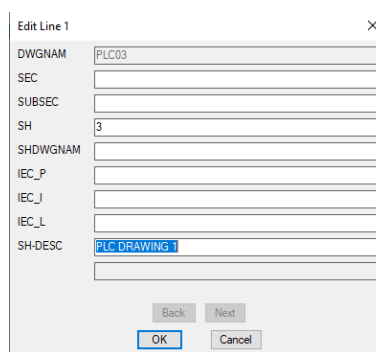
Although this dialogue looks like the *Drawing List Report* available in the *Project Manager*, you can edit values within the dialogue and back update the *Project Manager* and therefore the drawings with the revised information.

Select  to edit the drawing properties.



Highlight the drawing you wish to make changes to.

Select **Edit** & make changes accordingly.



Select **OK**

Repeat for other drawing changes required.

Select **OK-Return to Report**

Select **Close**

You will then be prompted with what changes you would like to make to the <<projects>>.wdp file.

Update Configuration Changes? ✕

Changes were made in the Configuration Report.  
Select any changes you wish to "write" back  
to the project file and/or drawings.

Drawing Order (in .WDP)

Section (in .WDP)

Sub-Section (in .WDP)

Sheet (%S) (on drawing)

Drawing (%D) (on drawing)

IEC Project (%P) (on drawing)

IEC Installation (%I) (on drawing)

IEC Location (%L) (on drawing)

Description (in .WDP)

Select as appropriate.

Select

**Note:** This only updates the values of the \*.wdp file and does not initially update the drawing properties within the drawings. You must perform a [Title Block Update](#) to do this.

