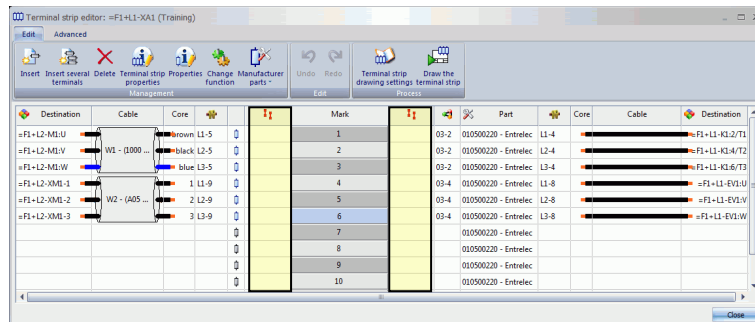


elecworks™ Tips & Tricks

Terminal Bridges

Terminal bridges can be defined in the terminal editor







You are able to define a bridge or link between two or more terminals

To insert a bridge

Highlight the required terminals in the bridge section as shown in the example below

Mark	
1	
2	
3	
4	
5	
6	
7	
8	
9	
10	

Right click and select  Create bridges

100	 101
101	 100, 102
102	 01, 103
103	 102

The terminals linked by a bridge will become the same equipotential

To delete a bridge

Highlight the required terminals in the bridge section as shown in the example below

Right click and select  Delete bridges

Terminal bridges will be shown in the automatically produced terminal drawings



Terminal strip drawing configuration

Terminal strip drawing configuration

The configuration is defined in the

