



What is the {project name}.WDP file?

AutoCAD Electrical

Guide by: Miles Nicholson

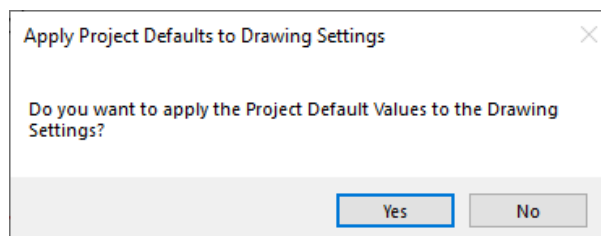
AutoCAD Electrical is project-based and manages multiple drawings along with inter-drawing relationships contained within.

When you create a new project within AutoCAD Electrical, use Copy Project or Copy Design within Autodesk Vault, a project directory is created of the same name as the project name along with a {project name}.wdp.

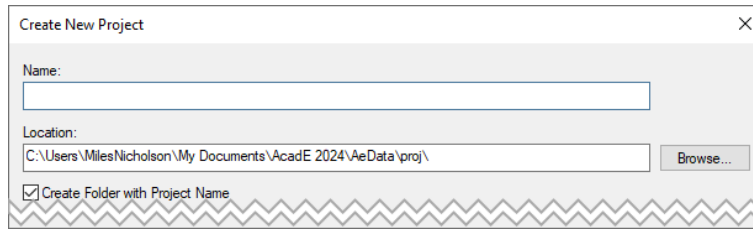
The project file is an ASCII text file with a wdp extension that stores information about the project. A project file contains some of the following information:

1. Symbol and footprint library locations
2. Icon menu file locations
3. Project description line values (for automatically updating all, selected or an individual title blocks)
4. Design standards settings (e.g. cross-referencing, wire/component numbering etc)
5. Miscellaneous catalogue, style, drawing settings
6. The list of drawings contained within the project and their directory locations.

The wdp file ensures consistency of the control standards defined within the wdp across all drawings within the project. When a new drawing is created or added to the project, the standards can be copied from the {project name}.wdp to the individual drawing. If you have a mixed discipline project such as an electrical-pneumatic project, you may wish to not copy the standards from the project to an individual drawing.



Project files, as a default, are stored in the location defined when you create a new project with the directory being the same name as the project name.



The default project location however is defined in the WD_PROJ setting within your environment file (wd.env). Custom project ancillary files, symbol libraries, and other reference files can be stored in the project directory so that you can have project-specific customisations and standards.



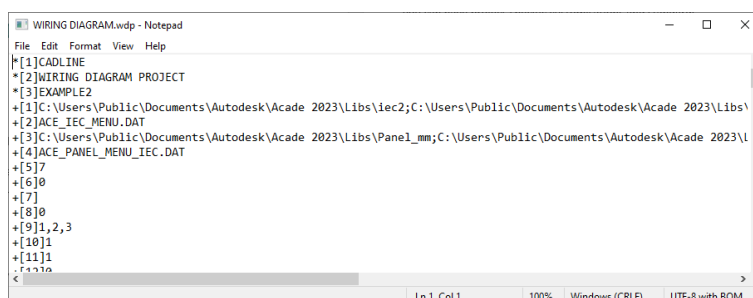
[Project Related Files](#)

Relative path information is used to save the drawing file location referenced within the wdp. If the drawing is stored in the same directory as the project file, only the file name is stored in the project wdp file. If the drawing is stored in a different directory than the project file, the drawing name information includes both the file name and complete relative path information.

- A project file can have drawings located in multiple different directories. There is no limit to the number of drawings in a project.
- The default location for the project wdp file is in the same directory as the project drawing files. Although this is not a requirement, it does allow the project to be moved to different directories or held within Autodesk® Vault, with no management of file paths.
- Although you can use any text editor to edit a project file, in most cases it is recommended that you use the Project Manager to make changes.
- When archiving or backing up the project drawing files, it is important to include the project wdp file as well as the project dwg drawings.

The wdp file, when opened using Notepad, is broken down into sections:

- Lines starting with "[n]" are project description lines.
- Lines starting with "+[n]" are project-wide settings.
- Lines starting with "?[n]" are drawing default settings.
- Lines starting with "=" are drawing section labels.
- Lines starting with "= =" are drawing subsection labels.
- Lines starting with "= = =" are drawing description lines.
- Lines without a prefix are project drawing files.



0330 551 9420



sales@cadline.co.uk



www.cadline.co.uk